



Richter Heavy Duty Lined Mag-Drive ASME/ANSI Pumps

MINKA



Dry-run optimised
SAFEGLIDE® PLUS plain bearings

Corrosion-resistant PFA/PTFE
-30 to 180 °C (-20 to 360 °F)

 **RICHTER**
Process Pumps & Valves
IBEX

Richter heavy duty lined mag-drive ASME/ANSI chemical pump MNKA

Applications

Demanding applications with corrosive, hazardous, polluted and pure media in chemical, pharmaceutical, petrochemical, water treatment, pulp and metal processing, and waste disposal/recycling industries. Economical alternative to pumps made of special metals like Alloy C, titanium, nickel etc.

Operating range

- Flows to 95 m³/h (400 US gpm)
- Heads to 146 m (480 feet)
- Temperatures to 180 °C (360 °F)
- Pressures to 19 bar (275 psig)

For higher flows to 600 m³/h (2650 US gpm) and temperatures to 200 °C (400 °F) see Richter's mag-drive lined pump series MNK.

Examples of services

- | | |
|------------------------|-----------------------|
| • Hot acids | • Dichloroethylene |
| • Nitric acid | • Chlorine dioxide |
| • Acetic acid | • Sodium hypochlorite |
| • Hydrofluoric acid | • Freon 113 |
| • Amines | • Ethers |
| • Chlorinated solvents | • Acetone |
| • Carbon tetrachloride | • Bromine |
| • Chloroform | • CIP solutions |

Design

Single-stage, plastic-lined, magnetic drive chemical duty centrifugal pump. Dimensions and performance to ASME B73.3 and ANSI Cl.150. Close-coupled and frame-mounted.

Performance features for chemical services

Extended pump life

- Virgin PFA lining without fillers
- Sealless robust design
- PFA lined solid 316 stainless steel shaft
- Optional SAFEGLIDE® PLUS dry-run optimised plain bearings

Optimum performance

- Low NPSHr
- Non-slip synchronous drive with neodymium iron boron outer magnets and samarium cobalt inner magnets
- Optional samarium cobalt outer magnets for high temperatures

Ease of maintenance

- Minimum number of parts, "back pull-out" design
- Minimum maintenance, no mechanical seal

Safety

- Can protection through drive magnet assembly safety ring
- Housing drain connection
- Zero emissions

The heavy-duty design, Richter SAFEGLIDE® PLUS silicon carbide plain bearings and the eddy current-free PTFE/CFRP can provide an unmatched level of operational safety. The MNKA complies with ASME B73.3 for 60 Hz and 50 Hz applications.

- ⑩ **Ductile cast iron pump housing (ASTM A395)** absorbs all pipe loads.

Thick-walled PFA lining of min. 5 mm (0.2") universally protects against corrosion. No carbon or other fillers, thus optimum quality control and no impact on high-purity fluids. See page 6.

Optional PFA-L antistatic lining.

- ⑨ **Hydraulically optimised flow path**

- enclosed impeller with large metal core and integral shaft.
- No suction-side spider obstructing inlet flow.
- Low NPSHr.**
- Volute design.

- ⑧ **Radial rubbing safety ring**

protects can from a possibly wobbling drive magnet unit in the event of defective ball bearing. Non-sparking optional, see page 6.

Solids handling

- The standard MNKA can handle solids contents up to 2 % and particle sizes up to 2 mm (0.078").
- Much higher solids contents permitted with optional bearing flush using clean external liquid. Contact factory when solids occur.



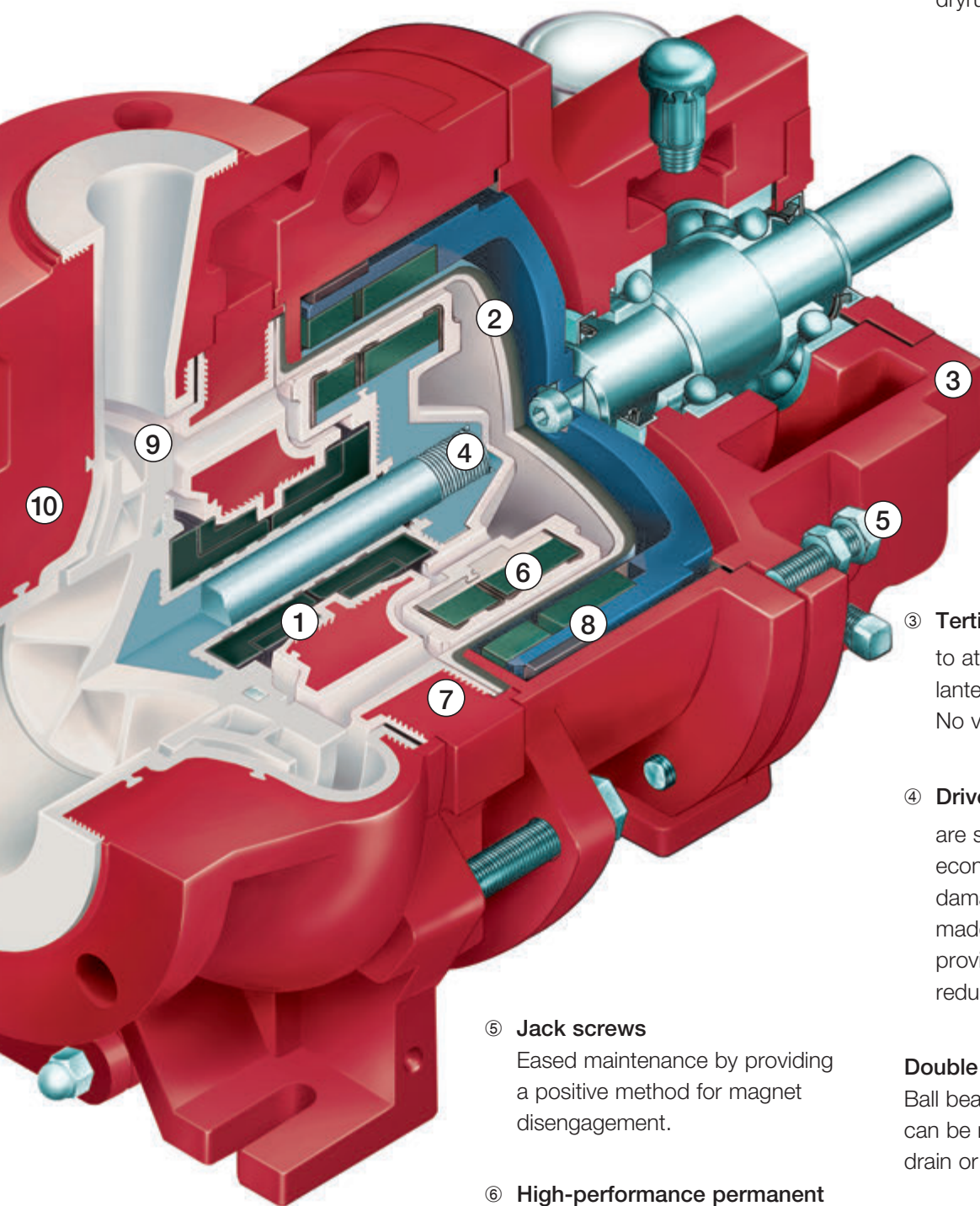
① **Large plain bearings exceed design requirements**

Choice of

- carbon vs. SSiC
- SSiC vs. SSiC

SSiC vs. SSiC silicon carbide plain bearings are available with **SAFEGLIDE® PLUS dry-run protection**

This feature reduces the friction by appr. 85 % and reliably protects the pump from dry-run damages. For more info see special brochure. Carbon vs. SSiC offers a limited dryrun capability.



② **Eddy current-free non-metallic can:**

- inside virgin PTFE
- outside carbon-fibre reinforced plastic (CFRP) with high secondary corrosion-resistance.

No generation of heat: reduces minimum flow requirement and saves energy. High vacuum proof version optional.

③ **Tertiary sealing**

to atmosphere by means of lantern/bearing pedestal unit. No vent holes.

④ **Driven magnet rotor and impeller**

are separate parts to allow economical exchange in case of damage. Single static O-ring seal made of Kalrez® (or equivalent) provides proven reliability and reduced maintenance costs.

⑤ **Jack screws**

Eased maintenance by providing a positive method for magnet disengagement.

⑥ **High-performance permanent magnets of rare earth materials**

Magnets are precisely positioned and mechanically fixed (patented). Transferable torques of 13 to 140 Nm (9.6 to max. 103 lbs. ft) result in magnetic coupling power ratings of up to 51 kW (69 hp) at 3500 rpm or 42 kW (57 hp) at 2900 rpm. For smaller and for larger pumps see series MNK.

⑦ **Heavy duty bearing frame with metallic core**

supports the whole wetted rotating unit. Can does not have to support loads as with standard pump designs.

Double “back pull-out” design

Ball bearings of frame-mounted version can be maintained without need to drain or remove the pump.

Ball bearings

- standard: oil lubrication with labyrinth seals
- option: greased for life.

No hydraulic forces act on the drive shaft and the ball bearings, as the shaft drives only the drive magnet assembly. Thus these components are ensured of a long service life.

Parts and material list

Additional features and options

Housing drain

available as an option:

- allows for safe and easy pump drainage
- for standstill conditions especially with crystallizing media

Housing drain provides a flushing circuit via the lowest point of the pump.

External corrosion protection

- epoxy coating
- housing fasteners of stainless steel

Quality

Quality system to ISO 9001.

Temperature monitoring

Available as an option, measuring the liquid's temperature.

Type code:

MNKA/... : magnetic drive pump, frame mounted
 MNKA-B/... : magnetic drive pump, close-coupled
 .../F : PFA lining
 .../F-L : antistatic PFA-L lining
 .../F-P : highly permeation resistant PFA-P

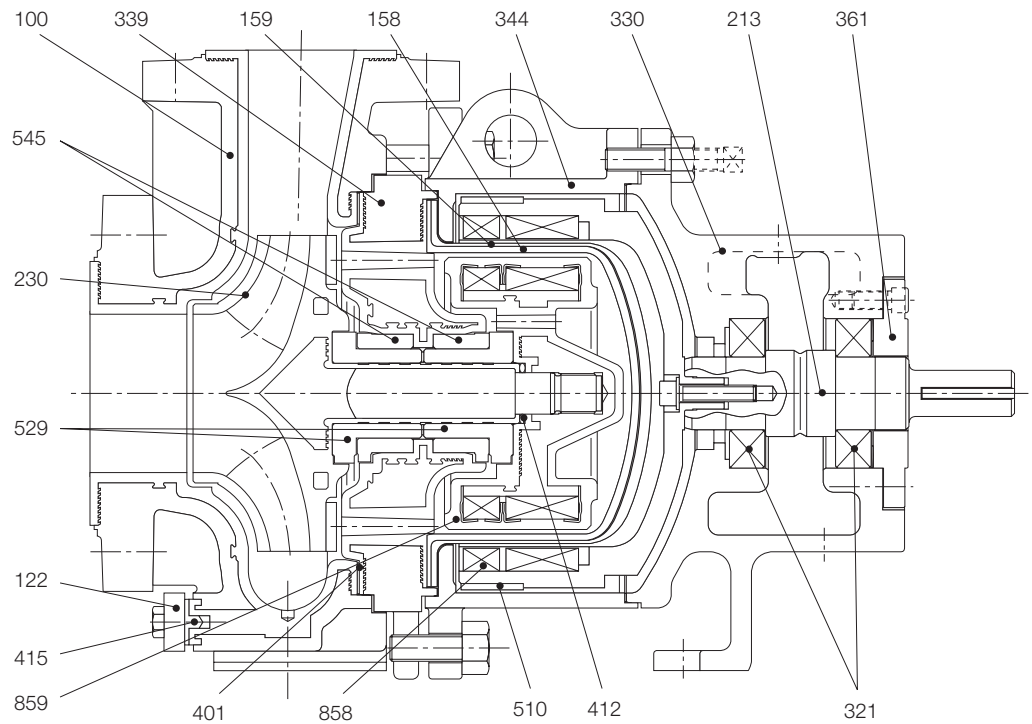


Illustration: Frame-mounted pump with oil bath lubrication.
 Not shown: grease lubrication and close-coupled pump.

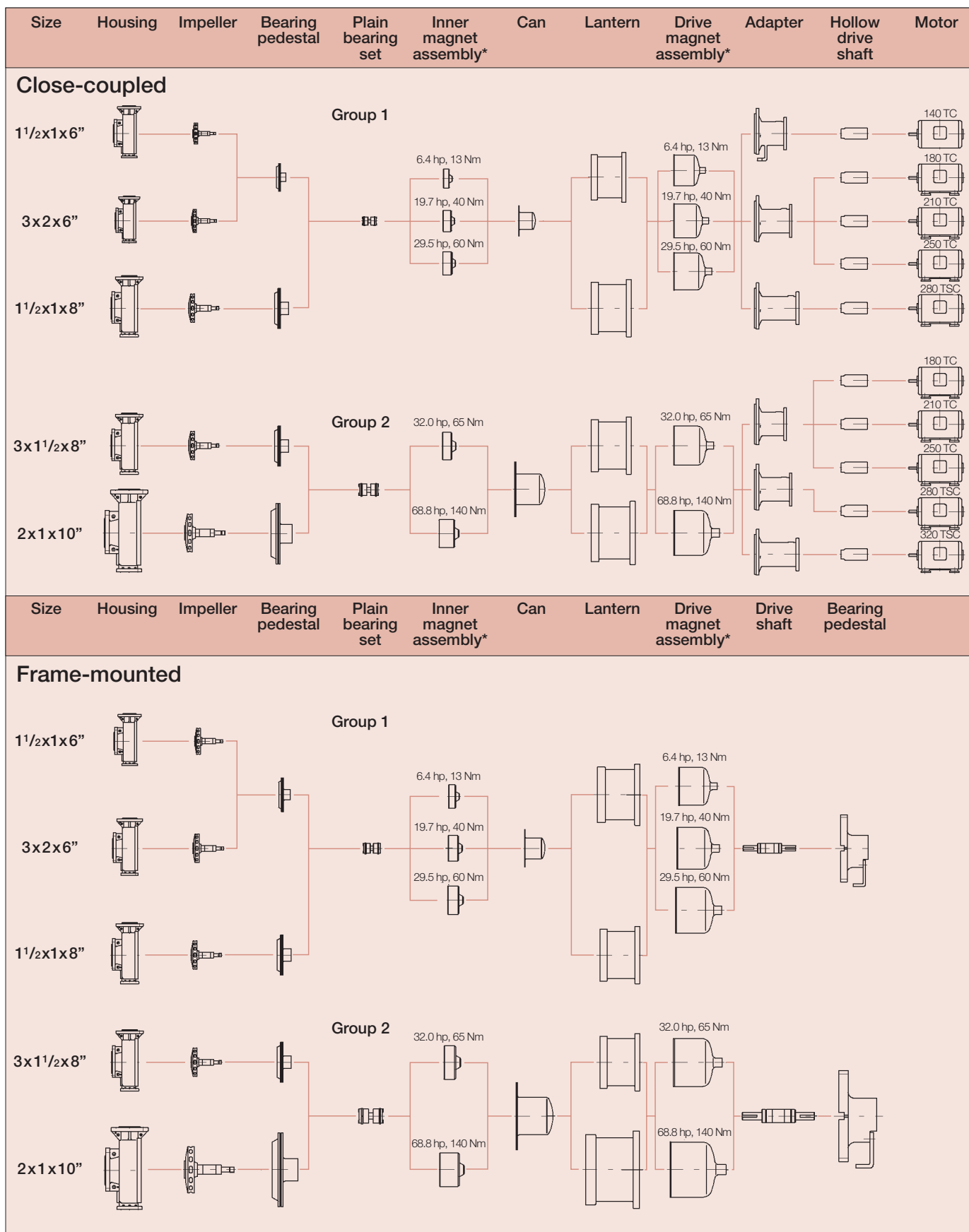
Parts and materials

Item No.	Designation	Material
100	Housing	Ductile iron ASTM A 395/PFA ¹⁾
122	Cover flange ²⁾	Steel
158	Can insert	PTFE
159	Can	Carbon-fibre reinforced plastic (CFRP)
213	Drive shaft	Steel
216	Hollow drive shaft (close-coupled pump, not illustrated)	Steel
230	Impeller with integral shaft	PFA with stainless steel core
321	Radial ball bearing	oil lubrication (greased optional)
330	Bearing pedestal	Ductile iron ASTM A 395
339	Bearing pedestal	Ductile iron ASTM A 395/PFA ¹⁾
344	Lantern	Ductile iron ASTM A 395
346	Adapter (close-coupled pump, not illustrated)	Ductile iron ASTM A 395
361	Bearing cover	Steel
401	Housing gasket	PTFE
412	O-ring	FFKM (Kalrez® or equivalent)
415	Centering gasket ²⁾	PTFE
510	Safety ring	Integral to part 858, optional non-sparking
529 / 545	Plain bearing set consisting of bearing sleeve + bearing bush	SSiC silicon carbide/carbon, optionally SSiC/SSiC or SSiC/SSiC with SAFEGLIDE® PLUS
858	Drive magnet assembly	D.I. ASTM A 395, NdFeB magnets, opt. SmCo
859	Inner magnet assembly	Steel/PFA ¹⁾ , SmCo magnets

¹⁾ PP/PE-UHMW, antistatic and highly permeation resistant linings on request
²⁾ Housing drain standard undrilled

Viton® and Kalrez®: TM of DuPont
 SAFEGLIDE® and Richter: TM of Richter Chemie-Technik GmbH

Modular interchangeability



*Magnetic drive ratings at 3,500 rpm

The MNKA in detail: built for outstanding service life

Optional SAFEGLIDE® PLUS silicon carbide (SSiC) plain bear-ings provide dry-run capability.

That helps to overcome short-term upsets and gives valuable time to make corrections before pump damage occurs (see separate brochure).



SSiC plain bearings

Radial rubbing safety ring:

no danger for the can even in the unlikely event of a failure of the ball bearings. Shown: optional non-sparking ring.



Safety ring

Tough **all-metal external pump housing** absorbs hydraulic loads and those from suction and discharge piping. Unlike non-armoured plastic pumps, no expansion joints are necessary. **Min. 5 mm (0.2") thick PFA lining.**



PFA lined pump housing

One-piece enclosed trimmable impeller with integral shaft. Minimized axial thrust. Stable metal core and thick walled lining contribute to long service life.




Trimmable impeller

Dual non-metallic cans as standard, avoid eddy current losses and increase efficiency and operational safety. Also available in vacuum-proof version.



Can system

Fully contained flat PTFE gasket provides superior corrosion resistance compared to an O-ring of FKM (e.g. Viton®) and is more reliable than a PFA/PTFE/FEP encapsulated FKM O-ring. All sealing surfaces are backed by metal to "limit" flow of plastic.



Contained flat PTFE gasket


MNKA also in close-coupled design: MNKA-B

Installation flexibility

The MNKA is available in flange-mounted or close-coupled designs for maximum installation or pump replacement flexibility.

ASME/ANSI pump replacement

Since the MNKA meets ASME/ANSI dimensional standards, retrofitting mechanically sealed ASME/ANSI pumps is easy: Simply replace the old pump with the equivalent MNKA or MNKA-B.



MNKA

MNKA-B

Pump dimensions for frame-mounted and close-coupled designs

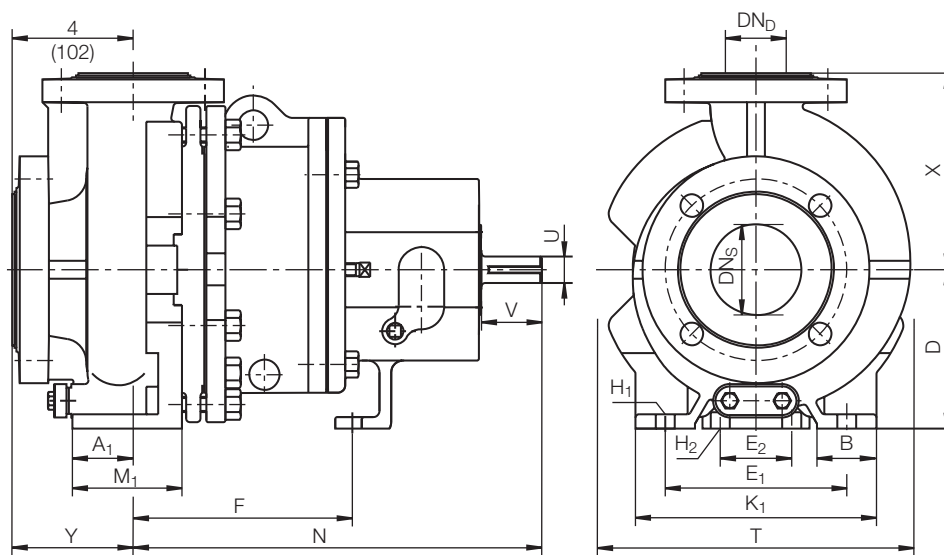
Dimensions inch (mm)/Weight appr. lbs (kg)

Size*	DN _D	DN _S	Y	N	D	X	B	M ₁	A ₁	K ₁	E ₁	E ₂	T	H ₁	H ₂	F	U	V	lbs (kg)**
1½ x 1 x 6	1 (25)	1.5 (38)	4 (101.6)	13.50 (342.9)	5.25 (133.4)	6.50 (165.1)	1.97 (50)	2.60 (66)	1.42 (36)	7.97 (202.4)	6.00 (152.4)	0** (0**)	10.47 (266)	0.63 (15.9)	0.63 (15.9)	7.25 (184.2)	0.88 (22.23)	2 (50.8)	157 (71)
3 x 2 x 6	2 (51)	3 (76)	4 (101.6)	13.50 (342.9)	5.25 (133.4)	6.50 (165.1)	1.97 (50)	3.27 (83)	1.65 (42)	7.97 (202.4)	6.00 (152.4)	0** (0**)	10.47 (266)	0.63 (15.9)	0.63 (15.9)	7.25 (184.2)	0.88 (22.23)	2 (50.8)	168 (76)
1½ x 1 x 8	1 (25)	1.5 (38)	4 (101.6)	13.50 (342.9)	5.25 (133.4)	6.50 (165.1)	1.97 (50)	2.40 (61)	1.06 (27)	7.97 (202.4)	6.00 (152.4)	0** (0**)	11.46 (291)	0.63 (15.9)	0.63 (15.9)	7.25 (184.2)	0.88 (22.23)	2 (50.8)	172 (78)
3 x 1½ x 8	1.5 (38)	3 (76)	4 (101.6)	19.49 (495.3)	8.25 (210)	8.50 (216)	2.24 (57)	2.72 (69)	1.38 (35)	11.88 (301.8)	9.75 (247.7)	7.25 (184.2)	12.60 (320)	0.63 (15.9)	0.63 (15.9)	12.5 (317.5)	1.13 (28.58)	2.63 (66.7)	243 (110)
2 x 1 x 10	1 (25)	2 (51)	4 (101.6)	19.49 (495.3)	8.25 (210)	8.50 (216)	2.24 (57)	2.76 (70)	1.38 (35)	11.88 (301.8)	9.75 (247.7)	7.25 (184.2)	14.33 (364)	0.63 (15.9)	0.63 (15.9)	12.5 (317.5)	1.13 (28.58)	2.63 (66.7)	269 (122)

* e.g. 3"x 2"x 6" = Suction x Discharge x Impeller (in inches). Flanges ANSI B 16.5/Cl.150

** Frame foot has only one mounting hole to ground on pump center line

*** Weights are for bare-shaft pump MNKA

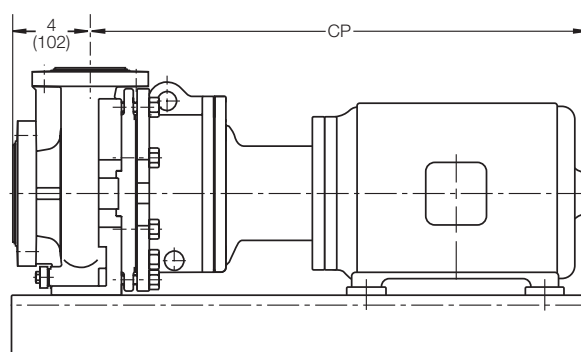


Dimensions inch (mm)

Motor frame	Group	CP (approx.)	Motor frame	Group	CP (approx.)
143TC	1	24.96 (634)	254TC	1	35.06 (891)
	2	28.73 (730)		2	37.20 (945)
145TC	1	25.96 (659)	256TC	1	36.76 (934)
	2	29.73 (755)		2	38.90 (988)
182TC	1	28.09 (713)	284TSC	1	40.95 (1040)
	2	30.23 (768)		2	43.09 (1094)
184TC	1	29.09 (739)	286TSC	1	N/A
	2	31.23 (793)		2	43.09 (1094)
213TC	1	30.89 (785)	324TSC	1	N/A
	2	33.03 (839)		2	44.91 (1141)
215TC	1	32.39 (823)	326TSC	1	N/A
	2	34.53 (877)		2	44.91 (1141)

Dimensions vary depending on motor manufacturer.

Close-coupled



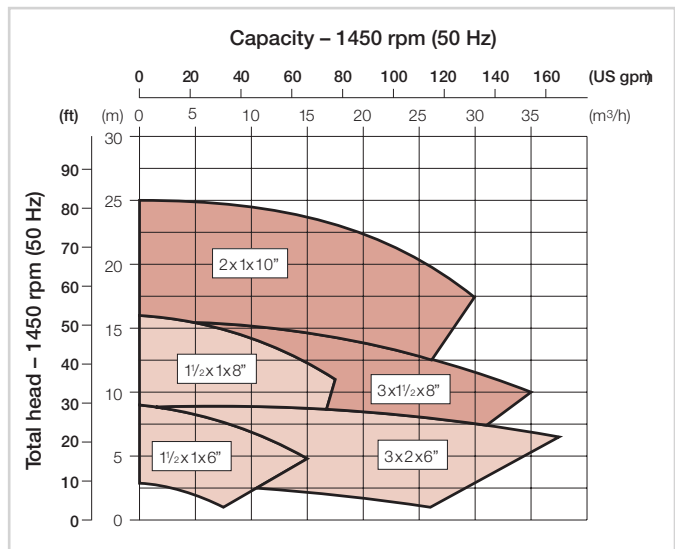
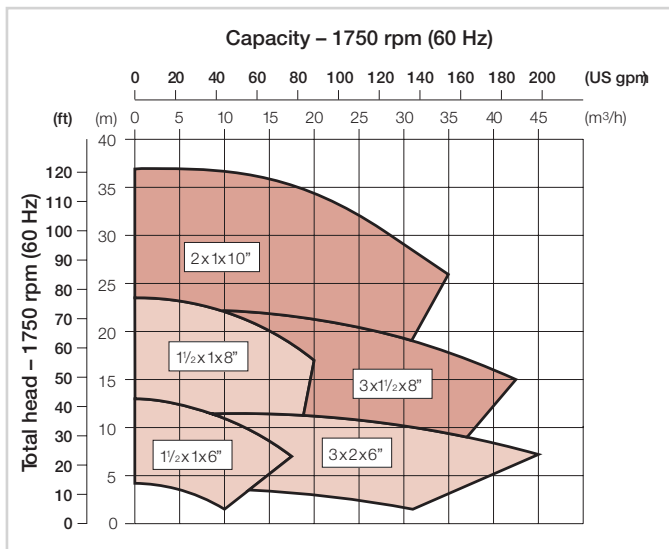
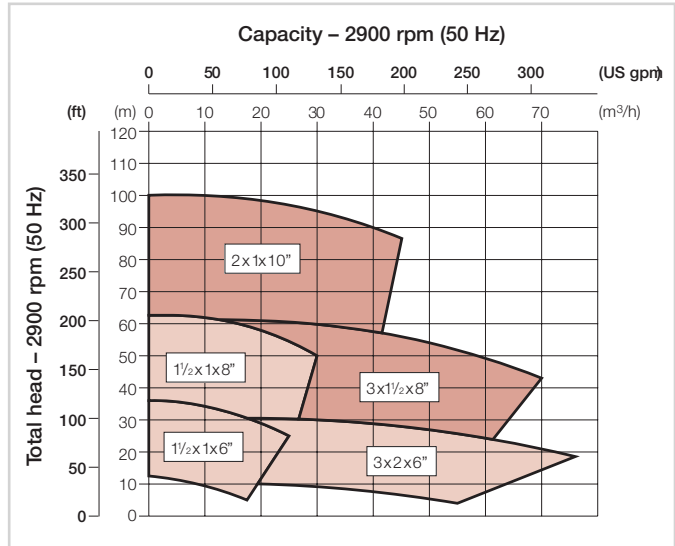
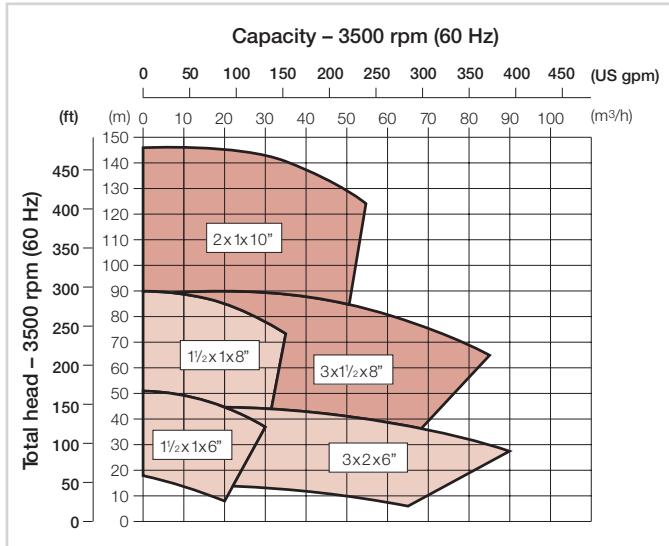
Operating range, hydraulic coverage

Operating temperature:
From -30 °C to 180 °C
(-20 to 360 °F), depending
on configuration and
pressure.


Operating pressure:
Up to 19 bar (275 psi),
depending on temperature.
Pump standstill vacuum
permissible depending on
temperature and pump
specification.

Solids containing liquids:
When solids containing
media are pumped, flushing
of bearings can be carried
out using an external
seal-ing liquid. This also
refers to fluids which
tend to crystallize.

Low solids content of
small particle size can
often be handled even
without such ancillary
equipment. Please ask
for details on a case to
case basis.



Presented by:



Richter Chemie-Technik GmbH
Otto-Schott-Str. 2, D-47906 Kempen, Germany
Tel. +49(0) 21 52/146-0, Fax +49(0) 21 52/146-190
www.richter-ct.com, richter-info@idexcorp.com